

A soldier in German camouflage (Flecktarn) is holding a 40mm AG Ozalot rifle. The rifle is black with a green magazine and a black scope. The soldier is wearing a black glove and a brown belt. The background is a dense green forest.

40 MM SYSTEMS

AG36/(SAM) AG36 A1 40 MM X 46

THE 40 MM X 46 AG36 ADD-ON GRENADE LAUNCHER HAS BEEN DESIGNED SPECIFICALLY FOR USE ON THE G36/ G36K.

THIS COMBINATION GIVES THE USER ADDED EFFECTIVENESS AGAINST UNARMoured OR LIGHTLY ARMoured AREA AND POINT TARGETS AT RANGES UP TO 350 M (DEPENDING ON THE AMMUNITION). THE AG36 FIRES 40 MM X 46 (LOW VELOCITY) GRENADES OF ANY LENGTH – INCLUDING HE ROUNDS, IMPULSE ROUNDS, CS GAS CARTRIDGES, SMOKE GRENADES AND OTHER TYPE OF AMMUNITION. ALL OF THE GRENADES FOR THE AMERICAN M203 AND MM1 GRENADE LAUNCHERS CAN ALSO BE USED.

LADDER SIGHT

With 50 m sight steps. The ladder sight can be mounted on the right or left of the handguard.

SAFETY/FIRE SELECTOR LEVER

Ambidextrous operation.

MOUNTING POINTS

For ladder sight, MIL-STD-1913 Picatinny rails or LLM adapter (laser light module).

AG36

BARREL

G36
LOCKING PIN
MOUNT

G36K
LOCKING PIN
MOUNT

DOUBLE
ACTION
TRIGGER

BARREL RELEASE LEVER
Ambidextrous operation.

RECEIVER
With barrel cover and grip assembly.



40 MM SYSTEMS

MIL-STD 1913 PICATINNY RAIL

For the use of additional sighting accessories at the 12 o'clock position. The rail is fixed to the buttstock element, which is available as an accessory.

BUTTSTOCK

The buttstock is identical to that of the G36, and can be interchanged with it if necessary.

(SAM)
AG36 A1



COMPACT


Example of AG36 A1 with buttstock folded.



LLM ADAPTER

The AG36 A1 differs from the AG36 in that it has an additional LLM adapter for adapting a laser light module at the 3 o'clock position.

ASSEMBLY OF THE SEPARATE BUTTSTOCK ELEMENT IS VERY SIMPLE. THE ELEMENT IS PUSHED INTO THE ADD-ON GRENADE LAUNCHER AND LOCKED IN PLACE USING G36 LOCKING PIN MOUNT. THE AG36 CAN THEN BE USED AS A STAND-ALONE GRENADE LAUNCHER, INDEPENDENTLY OF ANY PRIMARY WEAPON. THE BUTTSTOCK ELEMENT IS AVAILABLE AS AN ACCESSORY.



GLM/(SAM) GLM 40 MM X 46

THE GLM 40 MM ADD-ON GRENADE LAUNCHER (LV) HAS THE SAME FUNCTION, CHARACTERISTICS AND HANDLING AS THE AG36. DEVELOPED FOR USE ON THE HK416/HK417, IT CAN ALSO BE MOUNTED ON M4/M16 OR C7/C8 TYPE ASSAULT RIFLES BY MEANS OF A SPECIAL ADAPTER. AS A SCALABLE SYSTEM, THROUGH THE USE OF OPTIONAL ACCESSORY COMPONENTS THE GLM CAN ALSO BE CARRIED AS A STAND-ALONE WEAPON (SAM GLM) INDEPENDENTLY OF ANY PRIMARY WEAPON.

GLM



MIL-STD 1913 PICATINNY RAIL
The Picatinny rail is fixed directly to the receiver of the GLM.

GLM ADAPTER
For fixing on an assault rifle.
Optional adapters are available, e.g. for the M4/M16.

LOCKING LEVER
Serves as a locking device when a buttstock is used.



ONE SYSTEM,
TWO USES.

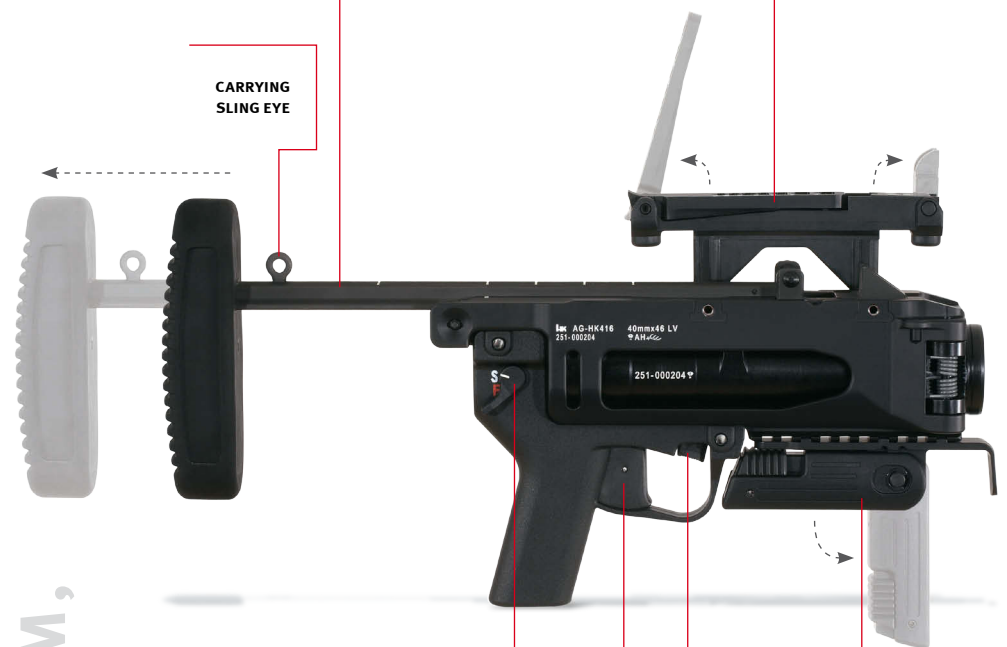
BUTTSTOCK

Retractable, with various locking positions. Available as an accessory. Additional buttstock variants on request.

CARRYING SLING EYE

LADDER SIGHT

Range marks in 50 m steps for ranges from 50 - 350 m. The ladder sight can be mounted on the right or left of the receiver.



(SAM) GLM

DOUBLE ACTION TRIGGER

SAFETY/FIRE SELECTOR LEVER
Ambidextrous operation.

FOREGRIP
Foldable, with integrated finger protector. Available as an accessory.

BARREL RELEASE LEVER
Ambidextrous operation.

LLG40

40 MM X 46

THE 40 MM “LESS-LETHAL” GRENADE LAUNCHER HAS BEEN DEVELOPED ESPECIALLY FOR ANTI-CRIME, ANTI-TERRORISM, HOSTAGE RESCUE, COUNTER-INSURRECTION AND RIOT CONTROL APPLICATIONS – WHEREVER REDUCING THE DANGER TO THE PUBLIC HAS THE HIGHEST PRIORITY. THE MAIN PURPOSE IS TEMPORARY OR LASTING INCAPACITATION OF AN ADVERSARY OR CRIMINAL. THE LLG40 THUS REPRESENTS A GENUINE ALTERNATIVE TO FIREARMS, AND IS SUITABLE FOR BOTH MILITARY AND LAW ENFORCEMENT USERS.



BUTTSTOCK

The LLG40 uses the same buttstock as the G36.

FOREGRIP

Can be folded down.

SAFETY/FIRE SELECTOR LEVER

Ambidextrous operation.



MIL-STD 1913 PICATINNY RAIL

Long Picatinny rail integrated with the receiver at the 12 o'clock position allows the adaptation of a large number of optional sighting accessories.

40 MM SYSTEMS

COMPACT

With the buttstock folded, the LLG40 is extremely compact and comfortable to carry on the person.

REAR SIGHT

Permanently integrated.

FRONT SIGHT

Permanently integrated.



DOUBLE ACTION TRIGGER

COLOUR MARKING

The example shows a customer request: The coloured (yellow) delineation of individual assemblies serve to identify it as a less-lethal grenade launcher. In the standard version, these assemblies remain black.


















AG36/GLM 40 MM X 46

40 MM SYSTEMS

EXPLOITING
SYNERGIES.

HECKLER & KOCH OFFERS A BROAD PRODUCT RANGE OF 40 MM ADD-ON GRENADE LAUNCHERS FOR A WIDE VARIETY OF ASSAULT RIFLES.

THE ADAPTATION OPTIONS FOR THE HK ADD-ON WEAPONS ARE SHOWN IN THE ADJACENT OVERVIEW.

	 AG36	 GLM	 GLM
 G36	✓	 HK416 – 10"	✓
 G36K	✓	 HK416 – 14.5"	✓
 G36C	—	 HK416 – 16.5"	✓
		 HK416 – 20"	—
		 HK417 – 12"	✓
		 HK417 – 16"	✓
		 HK417 – 20"	✓
			 M4*
			 M16*
			 C7*
			 C8*

* Can only be used in connection with the respective genuine HK adapter kit.

TECHNICAL DATA

	Calibre	Feed mechanism	Modes of fire	Sight ¹	Buttstock ²	DIMENSIONS					WEIGHT		Operating principle
						Length min./max. (mm approx.)	Width (mm approx.)	Height ³ (mm approx.)	Barrel length (mm approx.)	Sight radius (mm approx.)	Weapon ³ (g approx.)	Buttstock/ Ladder sight (g approx.)	
AG36	40 mm x 46	Manual	0-1	LS	–	354/–	78	211	280	148	1500	–/130	Single loader with breech-loading, left side break-action barrel
(SAM) AG36	40 mm x 46	Manual	0-1	LS	FO *	395/640	78	222	280	148	2600	1100/130	
AG36 A1	40 mm x 46	Manual	0-1	LS	–	354/–	120	211	280	148	1500	–/130	
(SAM) AG36 A1	40 mm x 46	Manual	0-1	LS	FO *	395/640	120	222	280	148	2600	1100/130	
GLM	40 mm x 46	Manual	0-1	LS	–	285/–	99	210	215	148	1270	–/130	
(SAM) GLM	40 mm x 46	Manual	0-1	LS	R	434/518	99	210	215	148	1270	800/130	
LLG40**	40 mm x 46	Manual	0-1	M	FO *	395/640	62	186	280	209	1800	300/–	

¹ Various sights can be mounted, LS = Ladder sight, M = Mechanical sight / ² FO = Foldable buttstock, R = Retractable buttstock / ³ Including ladder sight

* All G36 buttstock types attachable / ** Series production in preparation

SUBJECT TO MODIFICATION